



AP European History Summer Assignment For the 2023-2024 School Year

The following items are the summer reading assignment requirements for AP European History:

- **Read Chapter 1: The Late Middle Ages (Textbook Pages 35 - 58)**
- **Read Chapter 2: Renaissance and Discover (Textbook Pages 59 - 95)**

The following items are the videos you will need to watch (On Schoology):

- **The Late Middle Ages**
- **The Italian Renaissance**
- **Renaissance Art**
- **The Northern Renaissance**
- **The Age of Discovery**

YOU SHOULD TAKE NOTES WHILE READING AND VIEWING THE FILMS

COMPLETE CHAPTER READING QUESTIONS:

- **After you read each chapter and watch the films, complete the Chapter 1 AND Chapter 2 question sets on the Schoology website (THIS MUST BE DONE BEFORE THE FIRST DAY OF SCHOOL)**

YOU MUST SIGN UP FOR SCHOOLOGY AND REMIND BEFORE THE END OF THE CURRENT SCHOOL YEAR BECAUSE YOU MUST BE ACCEPTED INTO THE CLASS BY MR. ZELLMAN. IF YOU WAIT UNTIL AFTER THE CURRENT SCHOOL YEAR IS OVER TO DO THIS, I MIGHT NOT BE ABLE TO GET YOU SIGNED UP IN TIME TO MEET THE DUE DATES.

- **BE PREPARED TO TAKE A TEST ON THE READINGS AND VIDEOS THE WEEK WE COME BACK TO SCHOOL.**

Remind App

- It is REQUIRED that you sign up for Remind. With this program you will receive reminders by text message of what is due to help keep you on track throughout the summer.
- Information on how to sign up is attached.
- Your cell phone number will not be known, it is all done through computer.
- This will also give you a way to get in touch with me, Mr. Zellman through messaging if you have any questions.

Feel free to contact me at any time if you have any questions or problems by way of email:

tzellman@srsd.net

Have a great summer, see you in the fall!!!!



AP European History Summer Assignment For the 2023-2024 School Year



To complete the 2023 – 2024 Summer Assignment for AP EURO, you MUST join the course on Schoolology. This should be done as soon as possible so there are no problems before we leave for summer break.

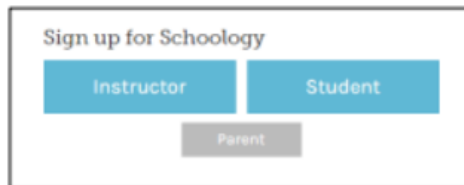
NOTE: IF YOU ALREADY HAVE A SCHOOLLOGY ACCOUNT YOU CAN JUST ADD THE ACCESS CODE TO YOUR EXISTING ACCOUNT

Step 1

- Go to: <https://www.schoolology.com/home.php>

Step 2

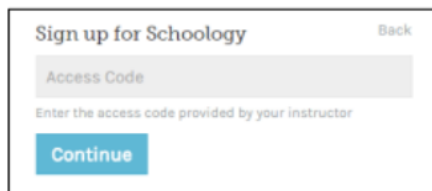
- Click on “Sign Up”. The following window will appear:



- Then click on “Student”.

Step 3

- The following window will appear:



- Then enter the following code in the box where it says “Access Code.”

Access Code

NR6W-GFNG-NWTGN



AP European History Summer Assignment For the 2023-2024 School Year

- Then hit “Continue.” And this window will appear:

Step 4

- Fill the box out completely.
- You must use your **SCHOOL EMAIL ONLY**. Do not use any other email than the one through Southern Regional.
- Use a password that you WILL remember.
- For birthday, use December 7, 1941. (This is so there is less information about you in the cyber world – as well as being “a date that will live in infamy.”)

Step 5

- This will then take you to the Schoology site where the availability of your assignment will wait on me accepting you into the group.
- **Once I have accepted you into the group do the following steps.**

Step 6

- Once you have been accepted into the group you will click on “Courses” on the top menu bar and you will see a dropdown menu similar to this:



- Then click on the “MR. ZELLMAN AP EURO 2023 – 2024: Section 1.”
- You will then see this screen:



Step 7

- Click on the appropriate assignments/videos which will be available for completion.

Step 8

- Try an assignment before we leave for summer break so that if there is a problem we can fix it before we leave school for the summer.
- All the other assignments will be available for you to work on. Please have the work completed by September 5, 2023.



AP European History Summer Assignment For the 2023-2024 School Year



Sign up for important updates from Mr. Zellman.

Get information for **AP Euro 2023 - 2024** right on your phone—not on handouts.

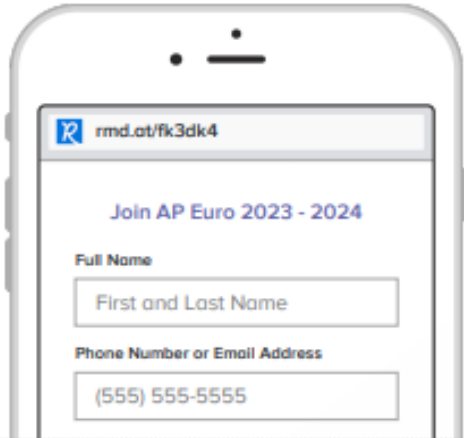
Pick a way to receive messages for **AP Euro 2023 - 2024**:

A If you have a smartphone, get push notifications.

On your iPhone or Android phone, open your web browser and go to the following link:

rmd.at/fk3dk4

Follow the instructions to sign up for Remind. You'll be prompted to download the mobile app.

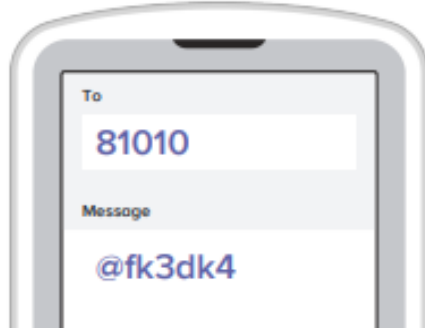


B If you don't have a smartphone, get text notifications.

Text the message [@fk3dk4](https://t.me/fk3dk4) to the number 81010.

If you're having trouble with 81010, try texting [@fk3dk4](https://t.me/fk3dk4) to (810) 250-7858.

* Standard text message rates apply.



Don't have a mobile phone? Go to rmd.at/fk3dk4 on a desktop computer to sign up for email notifications.